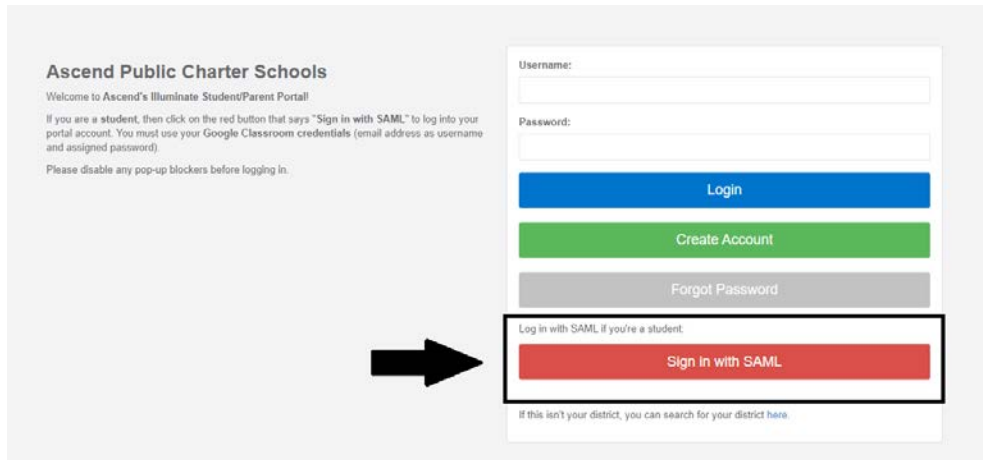


For Families: Accessing Progress Reports/Report Cards via Illuminate Student Portal (K-4)

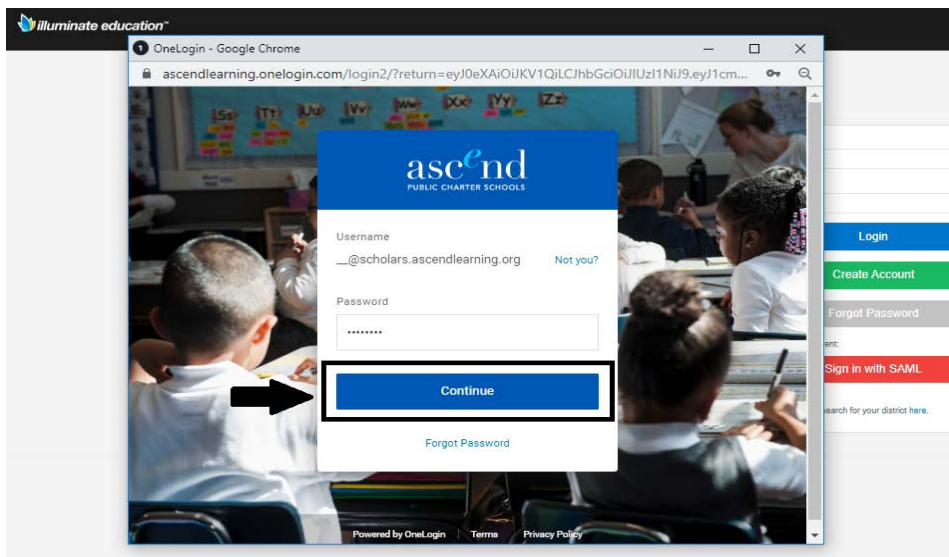
Twice per term, scholars and families may access Progress Reports and Report Cards by logging into the student portal. Progress Reports/Report Cards will be available the week of Parent Teacher Conferences.

1. Go to the Illuminate Portal: <https://ascendlearning.illuminatehc.com/>
2. Click on the red button "Sign in with SAML"

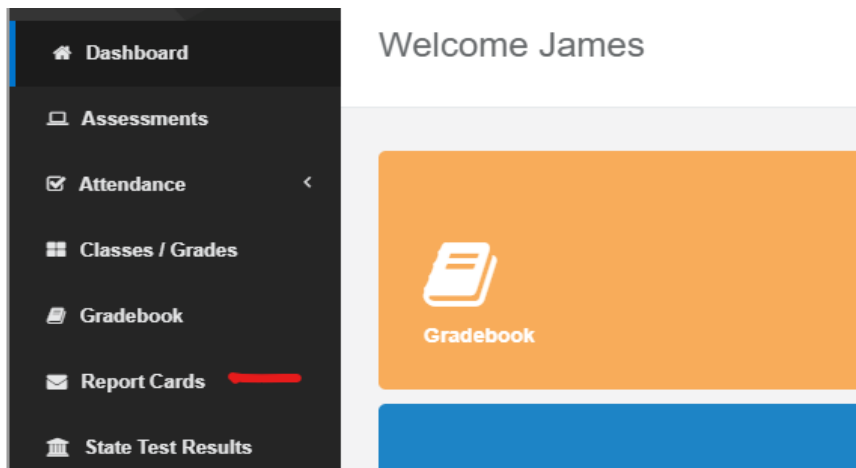


3. In the pop-up window, enter your **Ascend Scholars email** [first name.last name@scholars.ascendlearning.org] as the **username** and click "Continue"; Enter your password and click "**Continue**"

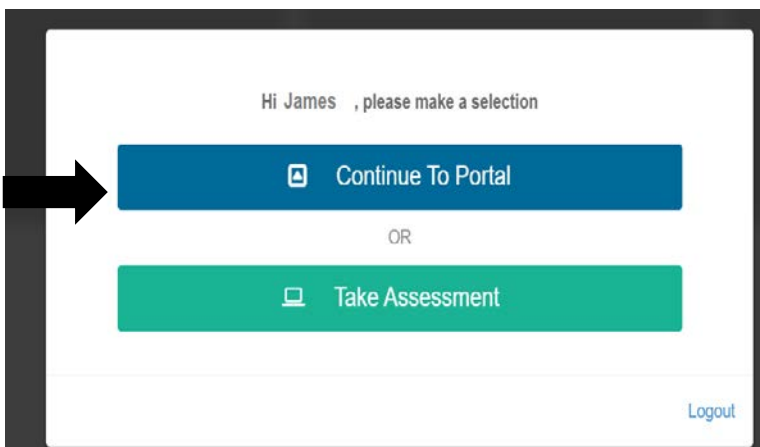
If you already signed onto Google Classroom or OneLogin, you will get a pop-up window that will automatically sign you in.



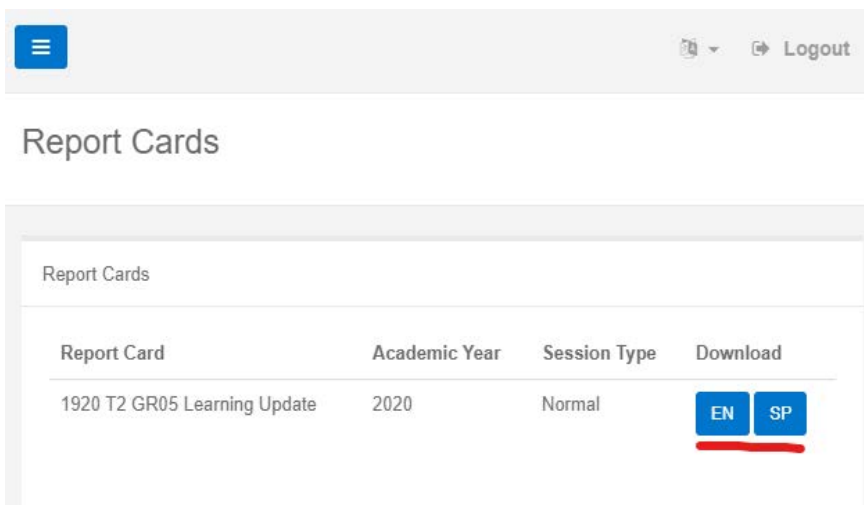
- On the left-hand menu, select **Report Cards**



- A box will appear, choose "Continue to Portal"



- On this page, you will see an option to **Download** your Learning Update. Please select **EN** for English or **SP** for Spanish:



- After you click on one of the blue buttons, please wait a moment as the file downloads to your computer. Once it's ready, you can open the PDF file that was saved.

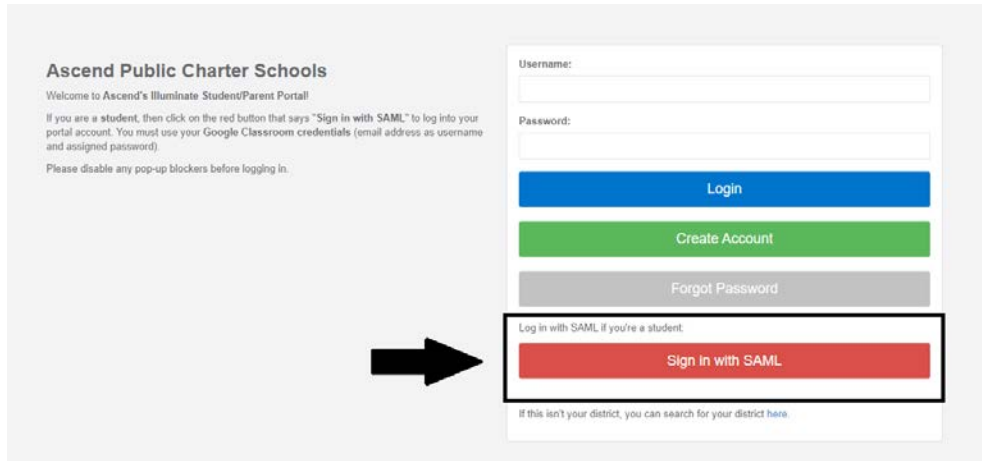
How often will this update?

Progress Reports and Report Cards are available 4x a year, so you will see a different file for each term. round. Please do not use them to track ongoing progress.

Pou Fanmi: Aksè a Rapò sou Pwogrè ak Kanè atravè Pòtal Illuminate pou Elèv (K-4)

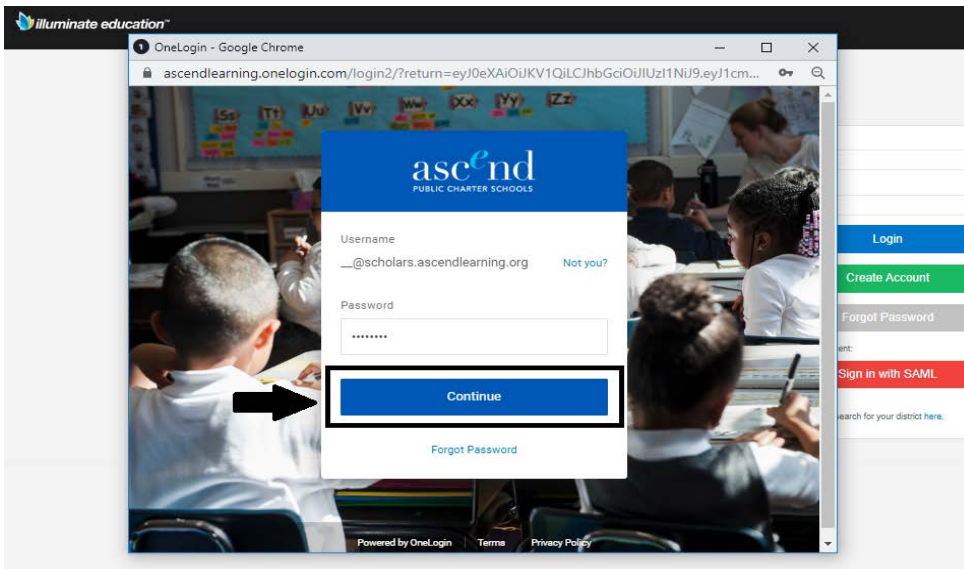
De fwa chak tèm, elèv yo ak fanmi yo ka jwenn aksè a Rapò sou Pwogrè ak Kanè pa antre nan pòtal elèv la. Rapò sou Pwogrè pap disponib nan pòtal la jiskaske Konferans Paran ak Pwofesè yo.

1. Ale nan Pòtal Illuminate: <https://ascendlearning.illuminatehc.com/>
2. Klike sou bouton wouj la "Sign in with SAML"

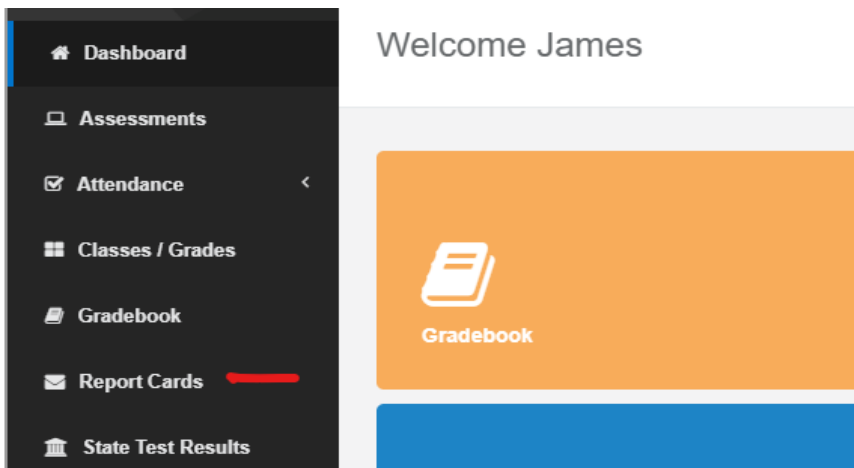


3. Nan fenèt ki parèt la, antre **Imèl Elèv Ascend** ou [non.siyati@scholars.ascendlearning.org] kòm non itilizatè a epi klike sou "Continue"; Antre modpas ou epi klike sou "Continue"

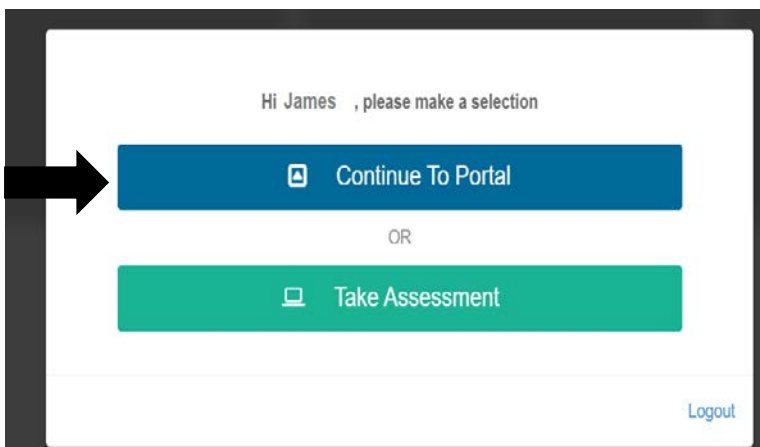
Si ou deja siyen sou Google Classroom oswa OneLogin, ou pral jwenn yon fenèt ki parèt ki pral otomatikman kòmanse yon sesyon.



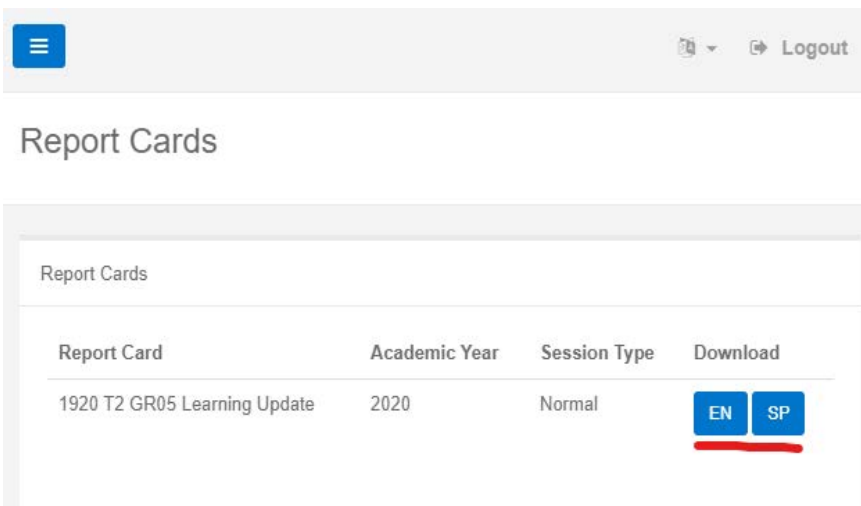
4. Sou meni agoch la, chwazi **Report Cards**



5. Yon bwat ap parèt, chwazi “**Continue to Portal**”



6. Nan paj sa a, ou pral wè yon opsyon pou telechaje **Learning Plan Update** ou an. Tanpri chwazi EN pou angle oswa SP pou Panyòl:



7. Apre ou fin klike sou youn nan bouton ble yo, tanpri rete tann yon moman pandan dosye a ap telechaje sou òdinatè ou. Yon fwa li pare, ou ka louvri dosye PDF la ki anrejistre

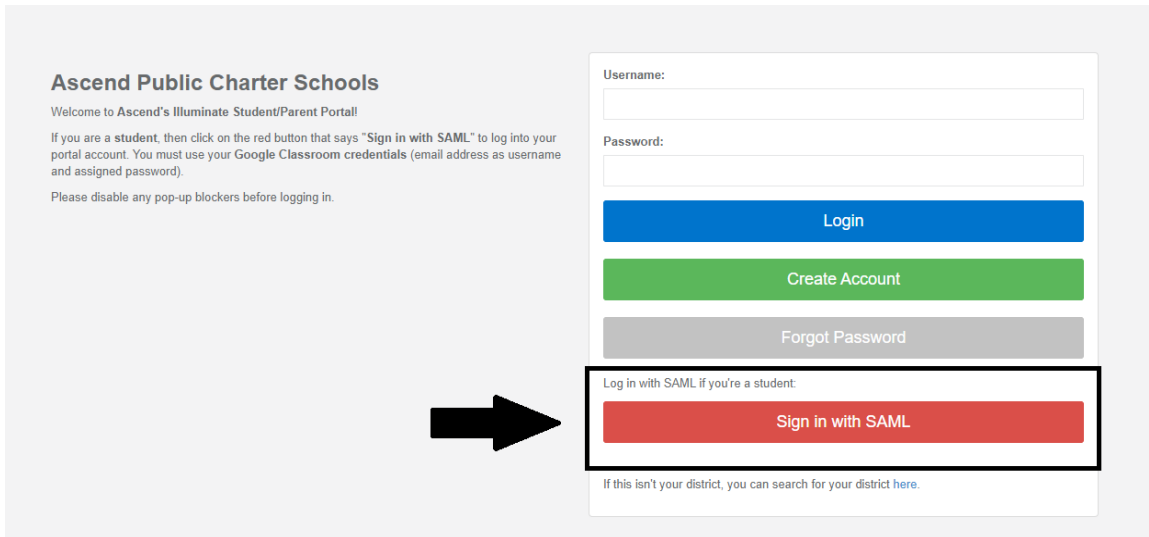
Konbyen fwa sa pwal mizajou?

Rapò sou pwogrè ak kanè disponib 4x pa ane, donk, ou pral wè yon dosye diferan pou chak tèm. Tanpri pa sèvi ak yo pou swiv pwogrè kontinyèl elèv ou.

Para Familias: Acceso a Informes de Progreso / Calificaciones a través del portal de estudiantes Illuminate (K-4)

Dos veces por trimestre, los estudiantes y las familias pueden ver informes de progreso y las calificaciones por iniciando una sesión en el portal de estudiantes. Informes de Progreso/Calificaciones estarán disponibles durante la semana del Conferencias de Padres y Maestros.

1. Vaya al portal Illuminate Portal: <https://ascendlearning.illuminatehc.com/>
2. Haga clic en el botón rojo "Sign in with SAML"



Ascend Public Charter Schools
Welcome to Ascend's Illuminate Student/Parent Portal!
If you are a **student**, then click on the red button that says "Sign in with SAML" to log into your portal account. You must use your **Google Classroom credentials** (email address as username and assigned password).
Please disable any pop-up blockers before logging in.

Username:

Password:

Login

Create Account

Forgot Password

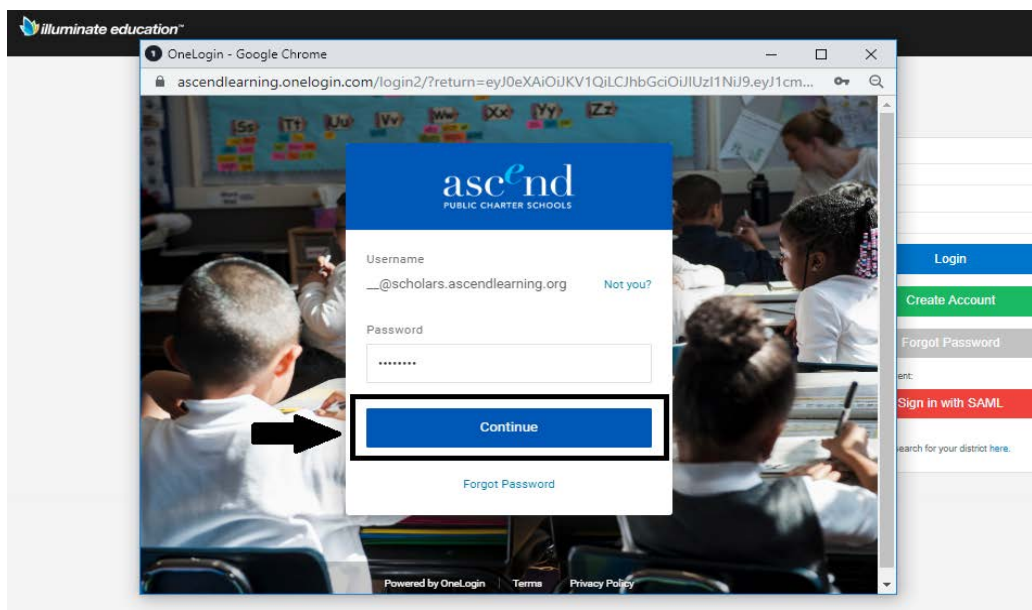
Log in with SAML if you're a student.

Sign in with SAML

If this isn't your district, you can search for your district here.

3. En la Ventana, ingrese el **Correo Electrónico de Su Estudiante de Ascend** [nombre.apellido@ascendlearning.org] como nombre de usuario y haga clic en "Continue"; Ingrese su contraseña y haga clic en "**Continue**"

- Si ya inició una sesión en Google Classroom o OneLogin, aparecerá una ventana que lo iniciará automáticamente.



illuminate education™

OneLogin - Google Chrome

ascendlearning.onelogin.com/login2/?return=eyJ0eXAiOiJKV1QiLCJhbGciOiJIUzI1NiJ9.eyJ1cm90eX...

ascend
PUBLIC CHARTER SCHOOLS

Username
___@scholars.ascendlearning.org Not you?

Password
.....

Continue

Forgot Password

Login

Create Account

Forgot Password

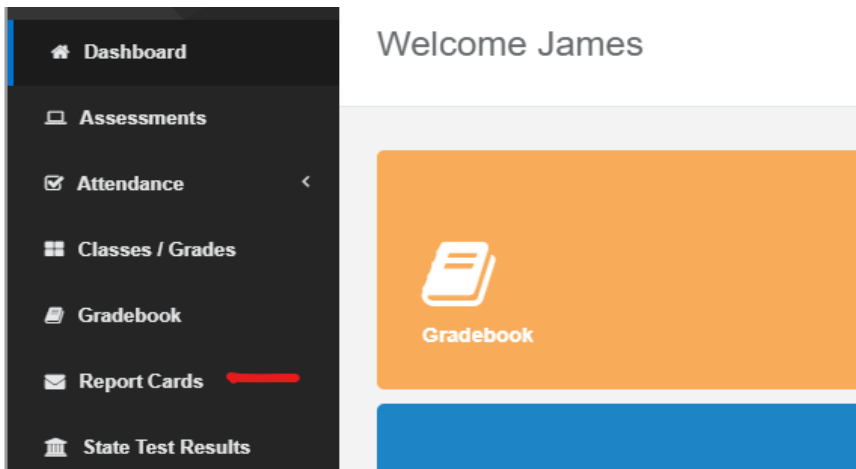
ent.

Sign in with SAML

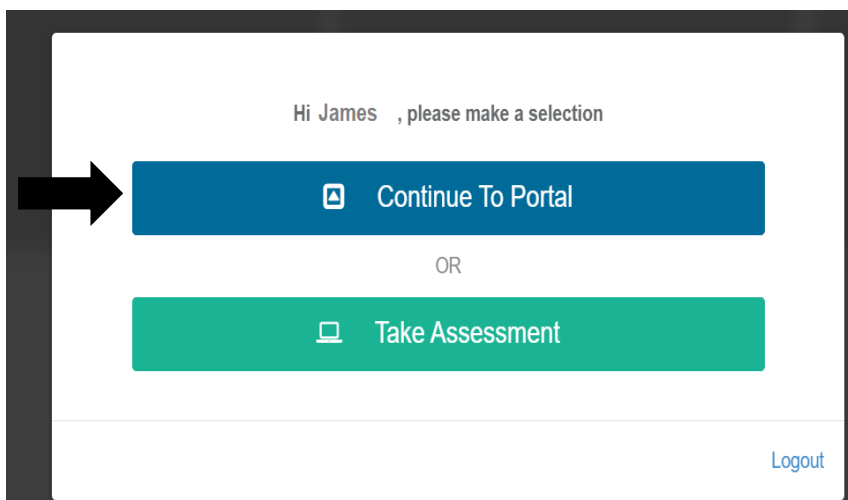
search for your district here.

Powered by OneLogin Terms Privacy Policy

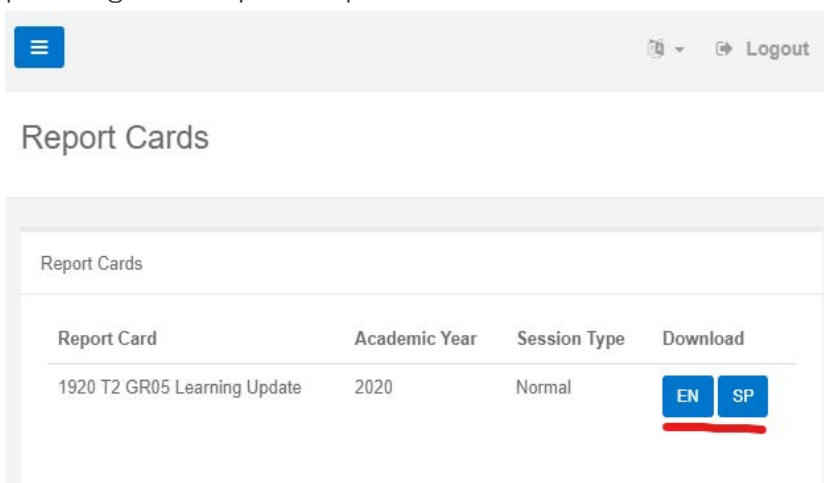
4. En el menú de la izquierda, seleccione "Report Cards"



5. Aparecerá un cuadro, elija, "Continue to Portal"



6. En esta página, verá una opción para **bajar [download]** su informe de progreso. Seleccione **EN** para inglés o **SP** para español:



7. Después de hacer clic en uno de los botones azules, espere un momento mientras el archivo se descarga en su computadora. Una vez que esté listo, puede abrir el archivo PDF que se guardó.

¿Con qué frecuencia se actualizará?

Los informes de progreso y calificaciones están disponibles 4 veces al año, por lo que verá un archivo diferente para cada termino. Por favor de no los use para ver el progreso continuo.