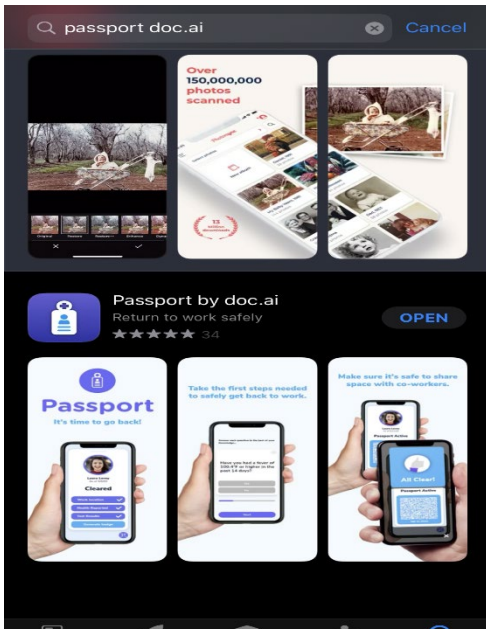




Families will now use the **Passport doc.ai** app to submit their scholar's daily COVID-19 health screening questions.

1. Go to the **AppStore** or **GooglePlay** on your phone and search for

2. Once you download and open the app, click **Get started Passport**



3. Accept the Terms and Conditions



4. Click **Okay** and **take a selfie**

### How it works:




1. Take a selfie to confirm your identity.
2. Confirm your email and location.
3. Take the health symptom survey.
4. Upload any relevant test results (optional).

Your privacy comes first. Your health data always stays on your phone and your administrator will only see your health status.

Accept the Terms

### Take a selfie



Please take a selfie photo, just so you can confirm your identity.

Your photo is encrypted and will be used to generate your daily status badge.

Okay



# CENTRAL BROOKLYN ASCEND LOWER SCHOOL

5. Confirm you look amazing and enter your **First and Last name and email**

Full name  
Sample Name

Use your business email if returning to work or your personal email if returning to activities.

Email  
Sample.Name@mail.com

Check here if you need a guest pass for the business you're visiting.

If yes, enter their domain.  
ascendlearning.org

Next

6. Confirm you look amazing and enter your First and Last name and email

Full name  
Sample Name

Use your business email if returning to work or your personal email if returning to activities.

Email  
Sample.Name@mail.com

Check here if you need a guest pass for the business you're visiting.

If yes, enter their domain.  
ascendlearning.org

Next

7. Confirm your state is set to NY

## Which state will you be working in?

New York

Next

8. Confirm your city is set to Brooklyn

## Which city will you be working in?

Brooklyn

Back

Next



9. Confirm your site location from the list

5:12

**Which site will you be working in?**

ascendlearning.org

- 465 East 29th Street
- 744 East 87th Street
- 751 Knickerbocker Avenue
- 870 Albany Avenue
- 9719 Flatlands Avenue

Back

Next

10. Confirm your site location

**YOUR FACE HERE**

465 East 29th Street ✓

Vaccinations & Test

Generate Badge

We're here for you.

11. Answer the four Daily Health Screening questions

**Answer each question to the best of your knowledge...**

[https://www.cdc.gov/coronavirus/2019-ncov/...](https://www.cdc.gov/coronavirus/2019-ncov/)

1. In the past 14 days, have you tested positive through a diagnostic test for COVID-19?

Yes

No

12. Submit your answers

**Answer each question to the best of your knowledge...**

[https://www.cdc.gov/coronavirus/2019-ncov/...](https://www.cdc.gov/coronavirus/2019-ncov/)

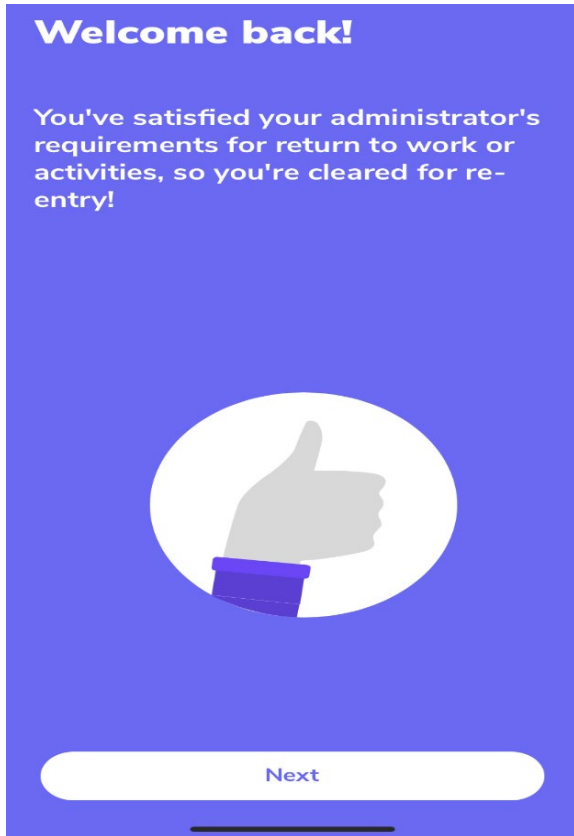
Submit your answers?

Submit

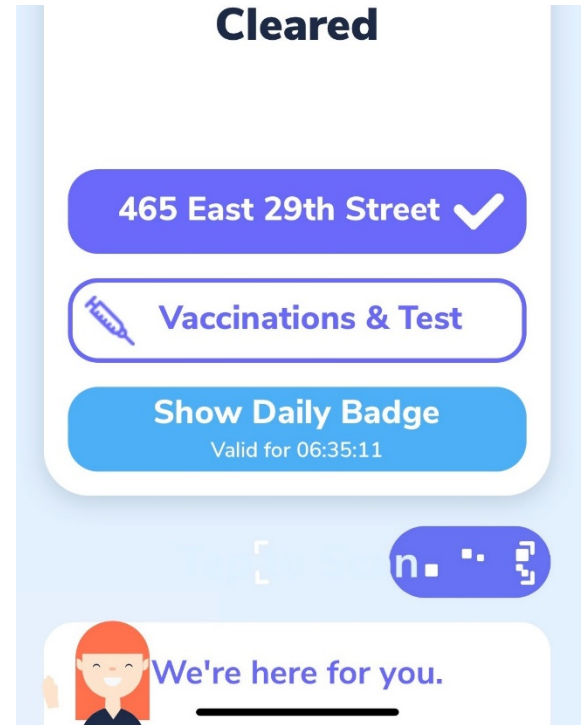


# CENTRAL BROOKLYN ASCEND LOWER SCHOOL

13. The app will inform you if you have passed the screening



14. Once you present as cleared and arrive at the building, click **Show Daily Badge**



15. Show your **QR code** to a Central Brooklyn Ascend staff member during arrival

